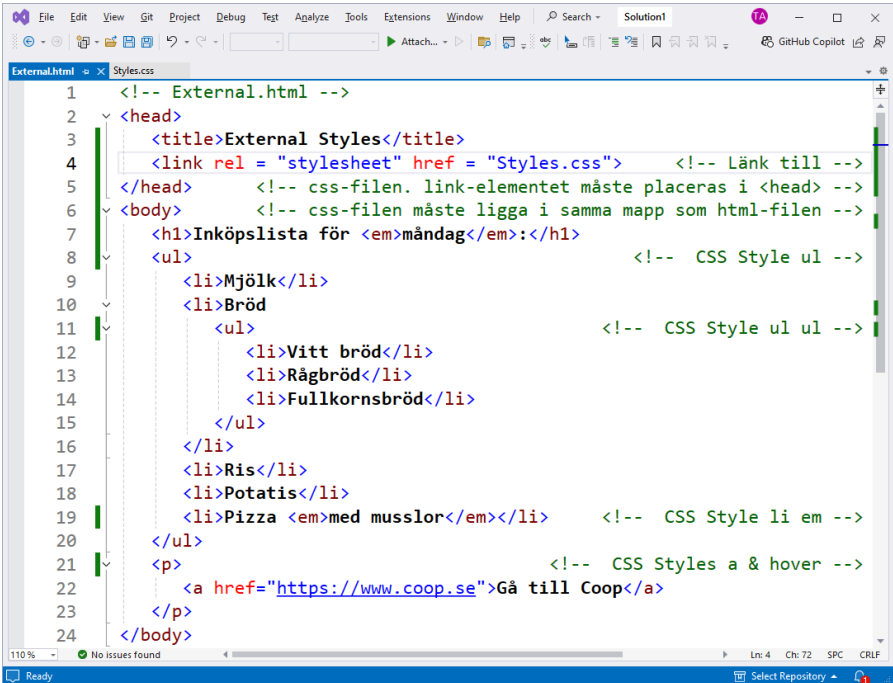
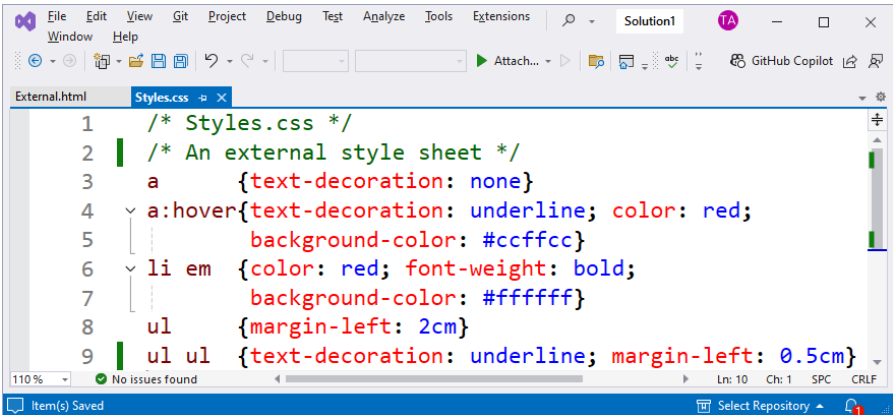


4.4 External Styles



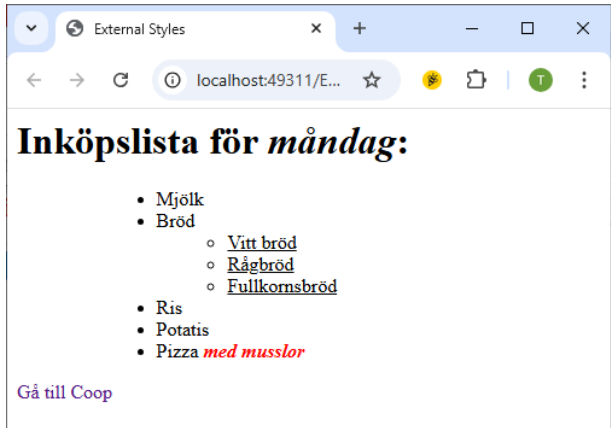
The screenshot shows the Visual Studio Code editor with two files open: External.html and Styles.css. The External.html file contains the following HTML code:

```
1 <!-- External.html -->
2 <head>
3   <title>External Styles</title>
4   <link rel = "stylesheet" href = "Styles.css" <!-- Länk till -->
5 </head> <!-- css-filen. link-elementet måste placeras i <head> -->
6 <body> <!-- css-filen måste ligga i samma mapp som html-filen -->
7   <h1>Inköpslista för <em>måndag</em>:</h1>
8   <ul> <!-- CSS Style ul -->
9     <li>Mjök</li>
10    <li>Bröd
11      <ul> <!-- CSS Style ul ul -->
12        <li>Vitt bröd</li>
13        <li>Rågbröd</li>
14        <li>Fullkornsbröd</li>
15      </ul>
16    </li>
17    <li>Ris</li>
18    <li>Potatis</li>
19    <li>Pizza <em>med musslor</em></li> <!-- CSS Style li em -->
20  </ul>
21  <p> <!-- CSS Styles a & hover -->
22  <a href="https://www.coop.se">Gå till Coop</a>
23  </p>
24 </body>
```



The screenshot shows the Visual Studio Code editor with the Styles.css file open. The CSS code is as follows:

```
1 /* Styles.css */
2 /* An external style sheet */
3 a {text-decoration: none}
4 a:hover{text-decoration: underline; color: red;
5   background-color: #ccffcc}
6 li em {color: red; font-weight: bold;
7   background-color: #ffffff}
8 ul {margin-left: 2cm}
9 ul ul {text-decoration: underline; margin-left: 0.5cm}
```



Mus över [Gå till Coop](#) :

